

TEACHER'S FEEDBACK

1. How many years have you been Teaching?

Table – 1 Total no. of teacher experience of faculties

Teaching Experience (In years)	Number of Faculties
1-5	01
6-10	03
11-15	01
16-20	02
21-25	09
26-30	05

Table-1 gives us total number of teaching experience of faculties of a college. From table it can be said that there was a well – experience faculties in the college.

2. How many years have you been teaching in Bhavan's Sheth R. A. College of Arts & Commerce

Table – 2 Total no. of teacher experience of faculties in the college

Teaching Experience (In years)	Number of Faculties
1-5	04
6-10	05
11-15	01
16-20	01
21-25	08
26-30	02

Table – 2 gives us total number of teaching experience in Bhavan's Sheth R. A. College of Arts & Commerce. From table -2 it can be said that 50% faculties are working in the college for more than 20 years.

3. What class year level(s) do you currently teach?

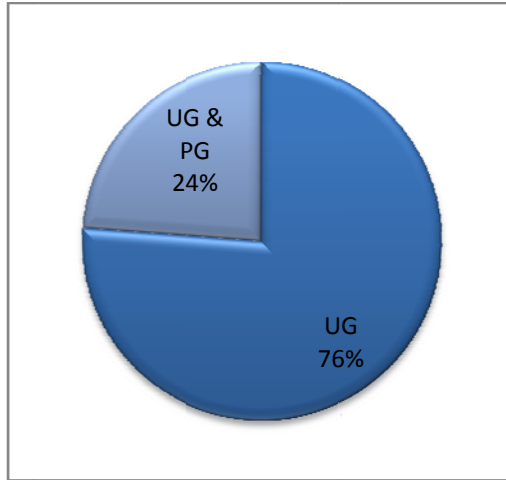


Figure – 1 Class year level

Figure – 1 represent the level in which faculty currently teach. 76% faculties are teaching in UG level, while 24% faculties are teaching in UG & PG level.

4. How many lectures a week do you engage?

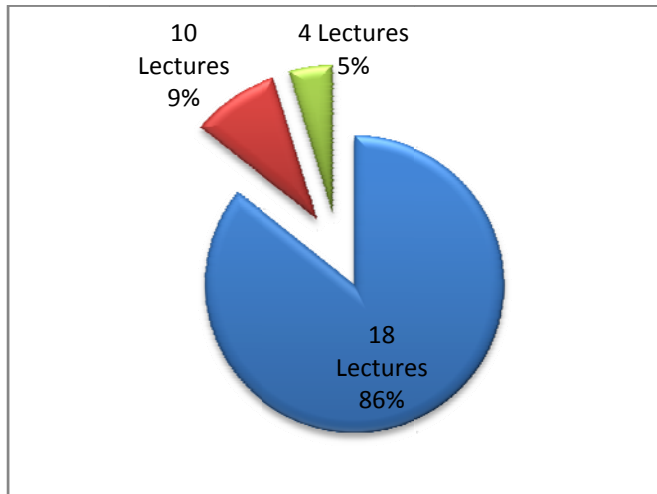


Figure – 2 Lectures per week

Figure – 2 represents lecture per week faculty take. All the full-time faculties have a workload of 18 lectures, while 2 part-time faculties have workload of 10 and one part – time faculty have workload of 4 lectures.

5. Do you follow the curriculum given by the university strictly?

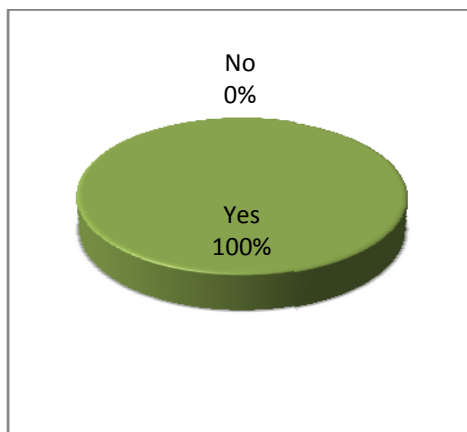


Figure-3 Strictly following the curriculum

Figure – 3 represent number of faculties strictly following curriculum. From figure it can be said that all the faculties strictly following the curriculum.

6. Is the syllabus revised from time to time?

The answer for this question of all the faculties was yes.

7. Are you able to complete the syllabus in time?

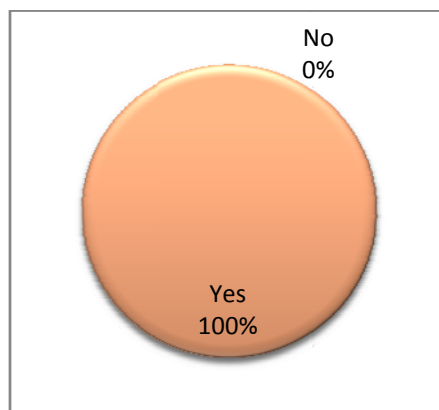


Figure – 4 Syllabus Completion on time

Figure – 4 represent completion of syllabus in time. All of faculties have given answer “yes”, which means that all the faculties are completing syllabus on time.

8. Do you follow only conventional methods of teaching?

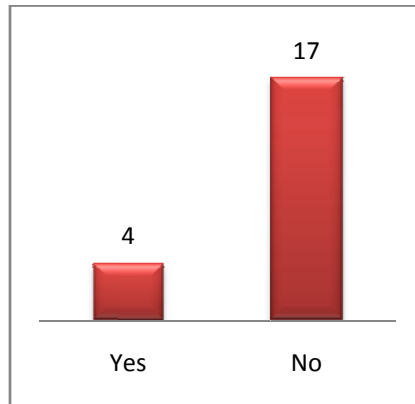


Figure – 5 Conventional method of teaching

Figure – 5 represents only conventional method of teaching. Out of 21 faculties who have filled feedback form, 17 faculties are using conventional as well as other methods for teaching.

9. Are you using ICT Tools?

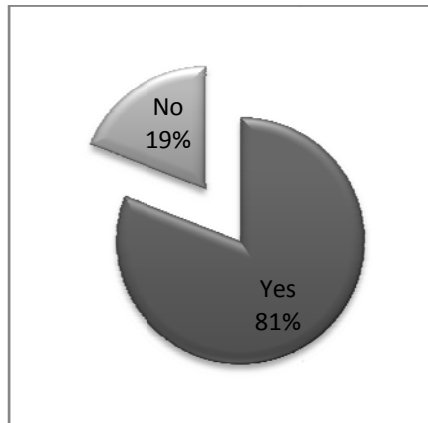


Figure – 6 Faculties using ICT Tools

Figure – 6 represents faculties who are using ICT Tools. From figure it can be said that 81% faculties are using ICT Tools, while 19% faculties are not using ICT Tools.

10. Do the students find the syllabus challenging?

Students “Sometime” find syllabus challenging in English, Psychology, Economics, Statistics, Sociology, Sanskrit, Account and Commerce. In Gujarati and Physical Education students are not finding syllabus challenging.